



Financial Statements
June 30, 2020 and 2019

Northern Orange County Liability & Property Self-Insurance Authority

Northern Orange County Liability & Property Self-Insurance Authority

Buena Park, California

Board of Directors

June 30, 2020

<u>REPRESENTATIVE</u>	<u>MEMBER</u>	<u>OFFICE</u>
Joshie Cox	ABC Unified School District	President
Eric Fano	Savanna School District	Vice President
Rick Holash	Buena Park School District	Secretary/Treasurer
Tim McLellan	Cypress School District	Member
Keith Crafton	Westminster School District	Member
Sesar Morfin	Coastline Regional Occupational Program	Member
Cindy Fox	College and Career Advantage	Member
Scott Martin	Centralia School District	Member
Kathleen Thomason	Greater Anaheim Special Education Local Plan Area	Member
Carol Argomaniz	La Habra City School District	Member
Nancy Nien	Los Alamitos Unified School District	Member
Teali Fielder	Magnolia School District	Member
Tonia Watkins	North Orange County Regional Occupational Program	Member

Northern Orange County Liability & Property Self-Insurance Authority

Table of Contents

June 30, 2020 and 2019

Independent Auditor’s Report	1
Management’s Discussion and Analysis	3
Financial Statements	
Statements of Net Position	12
Statements of Revenues, Expenses, and Changes in the Net Position	13
Statements of Cash Flows	14
Notes to Financial Statements	15
Required Supplementary Information	
Claims Development Information	25
Ten-Year Claims Development Information	26
Independent Auditor’s Report	
Independent Auditor’s Report on Internal Control over Financial Reporting and on Compliance and Other Matters Based on an Audit of Financial Statements Performed in Accordance with <i>Government Auditing Standards</i>	29



Independent Auditor's Report

The Board of Directors
Northern Orange County Liability & Property Self-Insurance Authority
Westminster, California

Report on the Financial Statements

We have audited the accompanying financial statements of Northern Orange County Liability & Property Self-Insurance Authority (NOCLPSIA), which comprise the statements of net position as of June 30, 2020 and 2019, and the related statements of revenues, expenses, and changes in net position, and cash flows for the years then ended, and the related notes to the financial statements.

Management's Responsibility for the Financial Statements

Management is responsible for the preparation and fair presentation of these financial statements in accordance with accounting principles generally accepted in the United States of America; this includes the design, implementation, and maintenance of internal control relevant to the preparation and fair presentation of financial statements that are free from material misstatement, whether due to fraud or error.

Auditor's Responsibility

Our responsibility is to express an opinion on these financial statements based on our audits. We conducted our audits in accordance with auditing standards generally accepted in the United States of America and the standards applicable to financial audits contained in *Government Auditing Standards*, issued by the Comptroller General of the United States. Those standards require that we plan and perform the audit to obtain reasonable assurance about whether the financial statements are free from material misstatement.

An audit involves performing procedures to obtain audit evidence about the amounts and disclosures in the financial statements. The procedures selected depend on the auditor's judgment, including the assessment of the risks of material misstatement of the financial statements, whether due to fraud or error. In making those risk assessments, the auditor considers internal control relevant to the entity's preparation and fair presentation of the financial statements in order to design audit procedures that are appropriate in the circumstances, but not for the purpose of expressing an opinion on the effectiveness of the entity's internal control. Accordingly, we express no such opinion. An audit also includes evaluating the appropriateness of accounting policies used and the reasonableness of significant accounting estimates made by management, as well as evaluating the overall presentation of the financial statements.

We believe that the audit evidence we have obtained is sufficient and appropriate to provide a basis for our audit opinion.

Opinion

In our opinion, the financial statements referred to above present fairly, in all material respects, the financial position of NOCLPSIA as of June 30, 2020 and 2019, and the results of its operations and cash flows for the years then ended in conformity with accounting principles generally accepted in the United States of America.

Other Matters

Required Supplementary Information

Accounting principles generally accepted in the United States of America require that the management's discussion and analysis on pages 3 through 11 and ten-year claims development information on pages 27 and 28 be presented to supplement the basic financial statements. Such information, although not a part of the basic financial statements, is required by the Governmental Accounting Standards Board, who considers it to be an essential part of financial reporting for placing the basic financial statements in an appropriate operational, economic, or historical context. We have applied certain limited procedures to the required supplementary information in accordance with auditing standards generally accepted in the United States of America, which consisted of inquiries of management about the methods or preparing the information and comparing the information for consistency with management's responses to our inquiries, the basic financial statements, and other knowledge we obtained during our audit of the basic financial statements. We do not express an opinion or provide any assurance on the information because the limited procedures do not provide us with sufficient evidence to express an opinion or provide any assurance.

Other Reporting Required by Government Auditing Standards

In accordance with *Government Auditing Standards*, we have also issued a report dated September 23, 2020 on our consideration of NOCLPSIA's internal control over financial reporting and on our tests of its compliance with certain provisions of laws, regulations, contracts, grant agreements, and other matters. The purpose of that report is solely to describe the scope of our testing of internal control over financial reporting and compliance and the results of that testing, and not to provide an opinion on the effectiveness of NOCLPSIA's internal control over financial reporting or on compliance. That report is an integral part of an audit performed in accordance with *Government Auditing Standards* in considering NOCLPSIA's internal control over financial reporting and compliance.



Rancho Cucamonga, California
September 23, 2020



This discussion and analysis provides an overview of the financial condition of Northern Orange County Liability & Property Self-Insurance Authority (NOCLPSIA) for the fiscal years ended June 30, 2020 and June 30, 2019. It examines and reviews NOCLPSIA's financial operations and analyzes the significant financial changes from the prior year. Readers should review the financial management information report and the independent financial audit in conjunction with this report to enhance their understanding of NOCLPSIA's financial performance.

Introduction and Background:

NOCLPSIA is a public risk sharing pool established pursuant to a Joint Power Agreement effective August 1, 1979, for the purpose of self-funding property and liability claims. Participation in NOCLPSIA gives members the advantage of pooled member contributions, sharing of claim liability risk and purchase of insurance at a lower cost. NOCLPSIA's membership consists of 15 individual member districts from the Northern Orange County area. A Full Board of Directors comprised of one representative from each member governs NOCLPSIA. Each member has one vote. The Board elects from its members a President, Vice President, and Secretary/Treasurer.

NOCLPSIA can retain a degree of control over their rate structure adding to the stability and longevity of their program. NOCLPSIA operates on a fiscal/program year from July 1st through June 30th with each program year operating separately from every other program year. By tracking financial activity by program year, only the members participating in a given year receive potential rebates or assessments. At the same time, other items such as administrative expenses and investment income can be accurately allocated to the proper program years' pooled equity or deficit.

Since its inception, NOCLPSIA has also been proactive in controlling its costs by developing a comprehensive risk management program and safety credit reimbursement plan. The purpose of the reimbursement plan is to provide a fund for each member to designate their portion of rebates and additional contributions. This fund is then utilized at the discretion of the members for reimbursement and implementation of various safety and loss control programs within their districts.

Accredited with excellence by the California Association of Joint Powers Authorities (CAJPA), NOCLPSIA continues to maintain a high level of performance, member satisfaction, and fiscal stewardship among organizations of its kind.

Mission Statement:

"The mission of Northern Orange County Liability and Property Self-Insurance Authority is to provide its members with comprehensive property and liability coverage utilizing both risk retention and risk transfer through its collective resources. NOCLPSIA will provide stable rates and specialized risk management services."

Program Structure:

NOCLPSIA participates in Southern California Regional Liability Excess Fund (SCR), a risk pooling solution, for excess coverage at a Member Retained Limit (MRL) of \$25,000 per occurrence for property and liability. NOCLPSIA self-insures its property claims up to \$25,000 per occurrence and liability claims up to \$25,000 per occurrence. SCR pools for the first \$250,000 of a property loss including the MRL and purchases reinsurance for property claims up to \$250,000,000 in excess of \$250,000. SCR pools for the first \$1,000,000 of a liability loss including the MRL and purchases reinsurance for liability claims up to \$24 million excess of \$1 million including member's MRL. Some members of the program purchased an additional \$25 million in excess liability coverage for excess liability limits to \$50 million.

Financial Management and Control:

NOCLPSIA is responsible for establishing and maintaining an internal control structure designed to ensure that assets are protected from loss, theft, or misuse and to ensure that adequate accounting data is compiled to allow for preparation of financial statements in conformity with generally accepted accounting principles (GAAP).

NOCLPSIA has contracted with Keenan & Associates for administrative management responsibilities. These services include ensuring that NOCLPSIA meets its commitment to the members for operational efficiency, organizational integrity and for implementing policies established by the Board of Directors as set forth in organizational documents and bylaws. Service Enhancement Technologies (SETECH), a Division of Keenan & Associates, provides financial management and financial reporting to the Board. Budgetary control is provided by verification of budgeted amounts prior to expenses and the continued analysis of all account totals compared to budgeted amounts. Detailed financial statements and Treasurer's Reports include budget-to-actual comparisons and are provided to the NOCLPSIA Board on a quarterly basis. A comprehensive financial management information report is provided semi-annually and is the basis for the independent financial audit.

NOCLPSIA has also contracted with Bay Actuarial Consultants to provide an independent actuarial review of the overall program. This study confirms the adequacy and reasonableness of the liabilities recorded as outstanding claim reserves for all program years. Finally, Eide Bailly LLP Certified Public Accountants has performed an independent audit examination of the financial statements in accordance with generally accepted auditing standards.

NOCLPSIA's financial statements are prepared in conformity with generally accepted accounting principles and necessarily include amounts based upon reliable estimates and judgments. The financial statements include the Statement of Net Position, Statement of Revenues, Expenses, and Changes in Net Position, and Statement of Cash Flows.

The Statement of Net Position provides information on NOCLPSIA's program assets and liabilities, with the difference reported as Net Position. The Statement of Revenues, Expenses, and Changes in Net Position presents information showing total operating income versus operating expenses for fiscal years 2019-2020 and 2018-2019 and the resulting effect on Net Position. The Statement of Cash Flows provides a reconciliation of the change during the fiscal year 2019-2020 in cash and cash equivalents.

Northern Orange County Liability & Property Self-Insurance Authority

Management's Discussion and Analysis
June 30, 2020 and 2019

NOCLPSIA calculates the financial position of each program year on the basis that each year stands on its own. Specifically, the funding determined necessary for each claim year is collected in that claim year, and all liabilities and expenses of each claim year are accounted for in the year they are incurred. At the close of each year, an evaluation of the Net Asset position of individual program years is conducted, and any funds remaining after taking into account outstanding liabilities and other obligations, are considered eligible for return to members in accordance with NOCLPSIA's Capital Target Policy adopted April 25, 2012 and reviewed annually. Over NOCLPSIA's 40 years of operation, it has declared and returned to date net member experience rebates of \$6,156,999 and has received \$2,562,523 in net returns from So Cal ReLIEF.

FINANCIAL ANALYSIS

Condensed Statement of Net Position:

Below is a summary of the Statement of Net Position showing total assets versus total liabilities with a percentage of change from the 2018-2019 to the 2019-2020 program year.

	Fiscal Year Ended June 30,		Difference	Percentage
	2020	2019		
Assets				
Deposits and investments	\$ 3,083,986	\$ 2,982,074	\$ 101,912	3.42 %
Prepaid	417	-	417	100.00
Accounts/interest receivable	4,132	8,060	(3,928)	(48.73)
Member deductible receivable	53,027	59,315	(6,288)	(10.60)
Total assets	<u>3,141,562</u>	<u>3,049,449</u>	<u>92,113</u>	<u>3.02</u>
Liabilities				
Other liabilities and unearned revenue	1,146,719	1,366,897	(220,178)	(16.11)
Claims liabilities and ULAE	632,546	578,612	53,934	9.32
Total liabilities	<u>1,779,265</u>	<u>1,945,509</u>	<u>(166,244)</u>	<u>(8.55)</u>
Net Position				
Undesignated	759,383	539,630	219,753	40.72
Designated - capital target	602,914	564,310	38,604	6.84
Total net position	<u>\$ 1,362,297</u>	<u>\$ 1,103,940</u>	<u>\$ 258,357</u>	<u>23.40 %</u>

Northern Orange County Liability & Property Self-Insurance Authority
 Management's Discussion and Analysis
 June 30, 2020 and 2019

Assets:

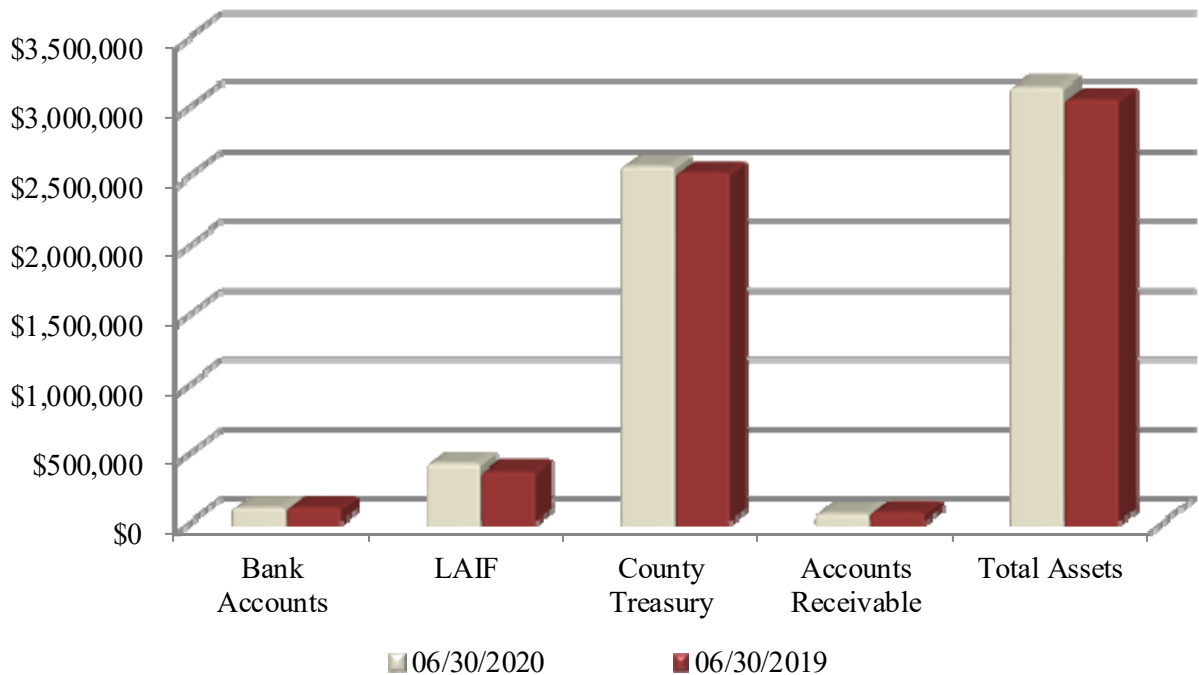
The assets of NOCLPSIA increased \$92,113 or 3.02 percent from \$3,049,449 on June 30, 2019, to \$3,141,562 on June 30, 2020, mainly due to:

- Retained Funding at 70% for 2019-2020 of \$300,590
- Net Investment Income of \$51,414
- Administrative expenditures below budget of \$86,962

Offset by,

- Net cash activity in unearned revenue, accounts payable, due to members and safety credit in 2019-2020 of \$220,178
- Net claims paid in 2019-2020 of \$126,675

This increase in assets can be seen below:



The funds not necessary for the immediate payment of claims are invested in the Orange County Treasury. Those assets needed for current operations are maintained with the State of California Local Agency Investment Fund (LAIF) and Union Bank general and claim checking accounts.

Northern Orange County Liability & Property Self-Insurance Authority

Management's Discussion and Analysis

June 30, 2020 and 2019

Liabilities:

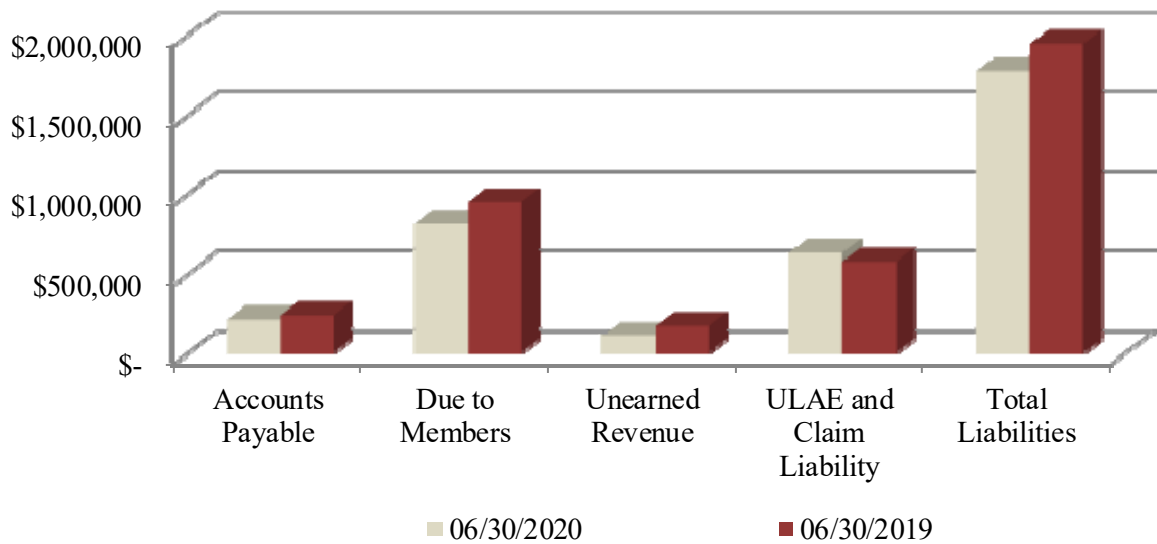
The overall liabilities of NOCLPSIA decreased in 2019-2020 by \$166,244 or 8.55 percent, which is mainly attributed to:

- Net cash activity in unearned revenue, accounts payable, due to member and safety credit in 2019-2020 of \$220,178
- A decrease to the unallocated loss adjustment expense of \$7,619
- A net decrease in the actuarially determine estimated ultimate incurred of \$70,678 for the program years 2018-2019 and prior due to better than expected loss development
- Claims paid in 2019-2020 of \$126,675

Offset by,

- The recognition of the 2019-2020 actuarially determined estimated ultimate incurred of \$216,082
- A net increase in the actuarially-determined estimated ultimate incurred of \$42,824 for the program year 2019-2020 due to increase in claims activity

This decrease in liabilities can be seen below:



Net Position:

The net position of NOCLPSIA increased in 2019-2020 by \$258,357 or 23.40 percent. This is largely attributed to:

- Contingency funding at 70% probability for 2019-2020 of \$29,711
- Administrative expenditures below budget of \$86,962
- Net investment income of \$51,414
- A net credit from ReLiEF for property reinsurance and ancillary coverage of \$54,797
- A decrease to the unallocated loss adjustment expense of \$7,619
- A net decrease in the actuarially-determined estimated ultimate incurred of \$70,678 for the program years 2018-2019 and prior due to better than expected loss development

Offset by,

- A net increase in the actuarially-determined estimated ultimate incurred of \$42,824 for program year 2019-2020 due to increased claims activity

NOCLPSIA's undesignated net position of \$1,362,297 reflects an actuarially determined greater than 90% probability level funding of its outstanding liabilities. An 90% probability level funding means that there is only a 10% probability that the outstanding liability is higher or lower than the actuary's best estimate. While many actuarial funding recommendations are at the 70% probability level, the 90% probability level funding provides NOCLPSIA an increased probability of overall reserve adequacy. The following probability level funding recommendations are based upon the Bay Actuarial Consultants actuarial study dated March 2020:

70% probability level	\$51,457
80% probability level	\$102,914
90% probability level	\$176,424

In order to prevent premature release of the fund net position, NOCLPSIA has adopted a capital target policy that is reviewed annually. The capital target is set at an 80 percent probability level with a contingency margin of \$500,000 utilizing a five-year distribution method not including the current year. Once the fund balance is calculated, the sum of those funds is reduced by the capital target/contingency margin and the balance is identified for return to members upon approval by the Board of Directors.

Northern Orange County Liability & Property Self-Insurance Authority
Management's Discussion and Analysis
June 30, 2020 and 2019

Statements of Income, Expenses, and Changes in Net Position:

Revenues exceeded expenses by \$227,206 in 2019-2020, resulting in an increase to the net position of 20.02 percent as shown in the Condensed Statement of Income/Expenses shown below.

	Fiscal Year Ended June 30,		Difference	Percentage
	2020	2019		
Operating Revenue				
Contributions	\$ 4,820,510	\$ 4,190,878	\$ 629,632	15.02 %
Repayment of deductibles	(47,504)	(38,163)	(9,341)	24.48
Safety credit program	(48,180)	(50,880)	2,700	(5.31)
Total operating revenues	<u>4,724,826</u>	<u>4,101,835</u>	<u>622,991</u>	<u>15.19</u>
Operating Expenses				
Claims activity	180,609	249,191	(68,582)	(27.52)
Claims administration	40,847	40,000	847	2.12
Risk management fee	83,868	83,868	-	-
Operating costs	60,091	50,195	9,896	19.72
Excess insurance	4,152,468	3,594,023	558,445	15.54
Total operating expenses	<u>4,517,883</u>	<u>4,017,277</u>	<u>500,606</u>	<u>12.46</u>
Non Operating Revenues				
Investment income	51,414	(178,972)	230,386	(128.73)
Change in Net Position	258,357	(94,414)	352,771	(373.64)
Beginning Net Position	1,103,940	1,198,354	(94,414)	(7.88)
Ending Net Position	<u>\$ 1,362,297</u>	<u>\$ 1,103,940</u>	<u>\$ 258,357</u>	<u>23.40 %</u>

Pool operating revenue consist of contributions received from members offset by contributions for accounts receivable recognized at June 30, 2019. Member Contributions have increased from \$629,632 or 15.02 percent from \$4,190,878 in 2018-2019 to \$4,820,510 in 2019-2020. This is based upon the annual renewal process. There was a decrease of 5.92 percent in Average Daily Attendance (ADA) and 3.90 percent increase of Total Insured Value (TIV) for 2019-2020. In addition, there was an overall increase in liability, and a decrease in property rates, this is based on the Authority's recent loss experience.

Total operating expenses increased in 2019-2020 to \$4,517,883 from \$4,017,277. The reasons for this increase are mainly due to:

- An increase in excess insurance expense of \$558,445 or 15.54%, which consistent with the increase in member contributions

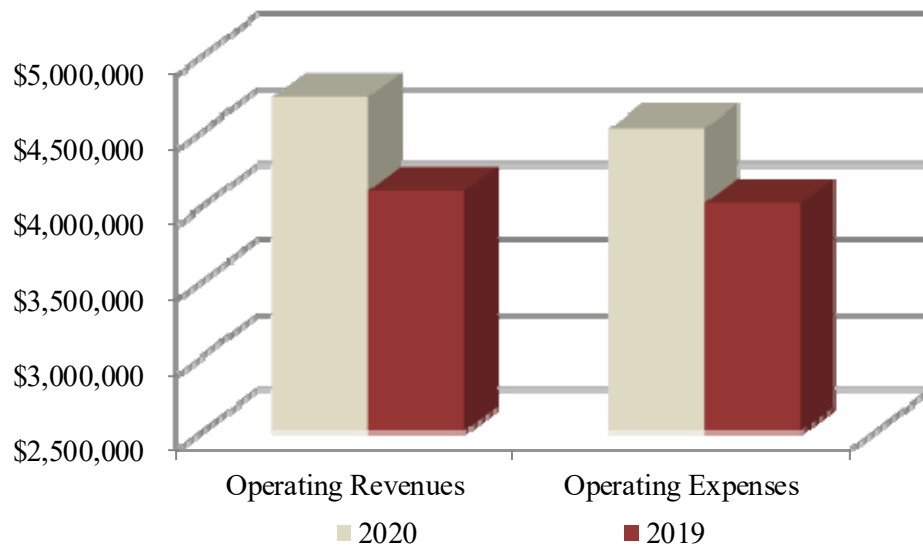
Northern Orange County Liability & Property Self-Insurance Authority

Management's Discussion and Analysis

June 30, 2020 and 2019

- An overall increase in claims activity despite a net decrease of \$70,678 in the actuarially-determined estimated ultimate incurred for the program years 2018-2019 and prior, and the recognition of \$258,906 for actuarially-determined estimated ultimate incurred for the program year 2019-2020 as recognized in 2019-2020. In 2018-2019, a net decrease of \$112,947 was recognized for the actuarially-determined estimated ultimate incurred in the program years 2017-2018 and prior, and the recognition of \$340,494 for the actuarially-determined estimated ultimate incurred for the program year 2018-2019 as recognized in 2019-2020.
- An increase in operating costs of \$9,896

Below is a graph that reflects a comparison of operating income and expense for June 30, 2020, and June 30, 2019:



Budgetary Highlights:

Each year the NOCLPSIA Board of Directors approves a budget and establishes rates and funding levels for the program year. The preliminary budget is reviewed by the Board in May, with the final budget to be approved by the Board in June. The final budget incorporates any changes in assumptions or projections that have been made subsequent to the approval of the preliminary budget. NOCLPSIA is not required to make mid-year budget adjustments.

Below is a summary of the budget information with a comparison to actual expenses. Variances in total operating revenue are due to additional endorsements to the So Cal ReLiEF Memorandum of Coverage, including rental value coverage added during the program year. Variances in other insurance deposits and premiums are also due to additional coverage.

Northern Orange County Liability & Property Self-Insurance Authority
Management's Discussion and Analysis
June 30, 2020 and 2019

	2019-2020		Difference	Percentage
	Adopted	Actual		
Operating Revenues				
Member Contributions	\$ 4,820,510	\$ 4,820,510	\$ -	- %
Repayment of Deductibles	(48,180)	(47,504)	676	(1.40)
Safety Credit Program	(47,504)	(48,180)	(676)	1.42
Total operating income	<u>4,724,826</u>	<u>4,724,826</u>	<u>-</u>	<u>-</u>
Operating Expenses				
Excess Insurance	4,243,008	4,152,468	(90,540)	(2.13)
Claims Activity	221,082	180,609	(40,473)	(18.31)
Claims Administration	120,000	40,847	(79,153)	(65.96)
Risk Management Fees	83,868	83,868	-	-
Operating Costs	67,900	60,091	(7,809)	(11.50)
Total operating expenses	<u>4,735,858</u>	<u>4,517,883</u>	<u>(217,975)</u>	<u>(4.60)</u>
Non-Operating Income and Expenses				
Investment Income	42,183	51,414	9,231	21.88
Change in Net Position	31,151	258,357	227,206	729.37
Beginning Net Position	<u>1,103,940</u>	<u>1,103,940</u>	<u>-</u>	<u>-</u>
Ending Net Position	<u>\$ 1,135,091</u>	<u>\$ 1,362,297</u>	<u>\$ 227,206</u>	<u>20.02 %</u>

Description of Facts or Conditions That are Expected to Have a Significant Effect on Financial Position or Results of Operations:

Property and Liability rates are impacted by the overall state of an insured's loss experience and the global insurance industry experience. For the 10 years, global insured property losses have been low. This, combined with a low interest rate environment and an abundance of capacity, has created a very soft market, whereby rates have been consistently declining. However, in 2019, the global insurance industry drastically changed. During the past few years, there have been \$280 billion in losses, making this the costliest period in insurance history. California wildfires, loss development from prior year claims, sexual abuse, auto, #MeToo movement and social inflation has dramatically increased the exposure and costs of claims. There has been a significant upward trend in settlement values and jury awards. The unprecedented jury awards are in the tens of millions where they used to be under \$10 million. Many insurance carriers have ceased writing public agencies due to law enforcement, auto, traumatic brain injury exposures, abuse and long-term "tail" risk concerns. All of these issues have changed the insurance market from soft to hard as capacity significantly decreased, while retentions and rates increased.

Northern Orange County Liability & Property Self-Insurance Authority

Statements of Net Position

June 30, 2020 and 2019

	2020	2019
Assets		
Current assets		
Deposits and investments	\$ 3,083,986	\$ 2,982,074
Prepaid expense	417	-
Accounts receivables	57,159	67,375
Total assets	3,141,562	3,049,449
Liabilities		
Current liabilities		
Accounts payable	215,372	241,372
Unearned revenue	111,589	176,126
Due to members	819,758	949,399
Current portion of unpaid claims and claim adjustment expenses	200,000	220,000
Total current liabilities	1,346,719	1,586,897
Unpaid claims and claim adjustment expenses, non-current portion	432,546	358,612
Total liabilities	1,779,265	1,945,509
Net Position - Unrestricted	\$ 1,362,297	\$ 1,103,940

Northern Orange County Liability & Property Self-Insurance Authority
 Statements of Revenues, Expenses, and Changes in the Net Position
 Years Ended June 30, 2020 and 2019

	2020	2019
Operating Income		
Contributions	\$ 4,820,510	\$ 4,190,878
Repayment of deductibles	(47,504)	(38,163)
Safety credit program	(48,180)	(50,880)
Total operating income	4,724,826	4,101,835
Operating Expenses		
Excess insurance	4,152,468	3,594,023
Claims paid	126,675	163,806
Provision (credit) for loss reserves	61,553	63,741
Provision (credit) for claims adjustment expenses	(7,619)	21,644
Claims administration	40,847	40,000
Risk management fees	83,868	83,868
Consulting fees	30,120	31,265
Other operating costs	29,971	18,930
Total operating expenses	4,517,883	4,017,277
Operating income	206,943	84,558
Non-Operating Revenues (Expenses)		
Return of net position	-	(231,529)
Interest income, net of interest allocated directly to members of \$16,757 in 2020 and \$20,296 in 2019	51,414	52,557
Total non-operating revenues (expenses)	51,414	(178,972)
Change in Net Position	258,357	(94,414)
Net Position, Beginning of Year	1,103,940	1,198,354
Net Position, End of Year	\$ 1,362,297	\$ 1,103,940

Northern Orange County Liability & Property Self-Insurance Authority

Statements of Cash Flows
Years Ended June 30, 2020 and 2019

	2020	2019
Cash Flows from Operating Activities		
Cash received from members and others	\$ 4,666,577	\$ 4,144,278
Cash paid for claims and settlements	(118,856)	(163,319)
Cash paid for excess insurance	(4,152,468)	(3,594,023)
Cash paid to suppliers for goods and services	(184,252)	(173,814)
Cash paid for the benefit of members, net	(129,641)	(243,611)
Net cash provided by/(used in) operating activities	81,360	(30,489)
Cash Flows from Financing Activities		
Return of Net Position	(34,790)	-
Cash Flows from Investing Activities		
Interest income	55,342	49,830
Net Change in Cash and Cash Equivalents	101,912	19,341
Cash and Cash Equivalents, Beginning of Year	2,982,074	2,962,733
Cash and Cash Equivalents, End of Year	\$ 3,083,986	\$ 2,982,074
Reconciliation of Operating Income to Net Cash provided by/(used in)		
Operating Activities		
Operating income	\$ 206,943	\$ 84,558
Adjustments to reconcile excess of operating income to net cash provided by/(used in) operating activities		
Changes in assets and liabilities		
(Increase) decrease in accounts receivable	6,288	(13,683)
(Increase) decrease in prepaid expenses	(417)	-
Increase in accounts payable	8,790	736
Increase (decrease) in unearned revenue	(64,537)	56,126
Decrease in amounts due to members	(129,641)	(243,611)
Increase in claims liability	61,553	63,741
Increase (decrease) in unallocated loss adjustment expenses	(7,619)	21,644
Total adjustments	(125,583)	(115,047)
Net cash provided by/(used in) in operating activities	\$ 81,360	\$ (30,489)

Note 1 - Summary of Significant Accounting Policies

Financial Reporting Entity

The Northern Orange County Liability & Property Self-Insurance Authority (NOCLPSIA) was formed on August 1, 1979, under a joint powers agreement between participating local educational agencies located primarily within Orange County, pursuant to Title 1, Division 7, Chapter 5, Article 1 (Section 6500 et seq.) of the California Government Code. The purpose of NOCLPSIA is to provide a more viable and economical insurance program to its members than individual members might otherwise be able to obtain operating on their own. During the fiscal year ended June 30, 2020, there were 15 participants in the NOCLPSIA's self-insured program. Members may withdraw from the NOCLPSIA after having completed a minimum of 36 consecutive months as a member of the NOCLPSIA. A member may withdraw from its status as a member at the end of any fiscal year by notifying the Board of Directors in writing no later than December 31 of the fiscal year at the end of which the withdrawal is to be effective, pursuant to the terms and conditions of the governing bylaws.

In the event of the dissolution of the NOCLPSIA, the participating members would receive a pro-rata share of any fund equity or be liable for a pro-rata share of any debts and liabilities based upon the premiums and claims of such members.

NOCLPSIA includes all funds and account groups that are controlled by or dependent on the NOCLPSIA's governing board for financial reporting purposes. NOCLPSIA has considered all potential component units in determining how to define the reporting entity, using criteria set forth in accounting principles generally accepted in the United States of America. NOCLPSIA determined that there are no potential component units that meet the criteria for inclusion within the reporting entity.

Basis of Accounting

The accompanying financial statements are presented as a proprietary fund on the accrual basis of accounting in accordance with Governmental Generally Accepted Accounting Principles (GAAP). Under the accrual basis, revenues and the related assets are recognized when earned, and expenses and related liabilities are recognized when the obligation is incurred. Operating revenues include member contributions net of any applicable rate credits. Operating expenses include the provision for claims and claims adjustment expenses, insurance premiums, premium rebates, and general and administrative expenses. All other revenues and expenses are considered non-operating.

Budget and Budgetary Accounting

Annually, the Board of Directors adopts a budget that is subject to amendment throughout the year to give consideration to unanticipated revenue and expenses primarily resulting from events unknown at the time of budget adoption.

Use of Estimates

The preparation of financial statements in conformity with accounting principles generally accepted in the United States of America requires management to make estimates and assumptions. These estimates and assumptions affect the reported amounts of assets and liabilities at the date of the financial statements and the reported amounts of revenues and expenses during the reporting period. Actual results could differ from these estimates.

Cash and Cash Equivalents

Cash equivalents consist of highly liquid investments with original maturities of three months or less. For purposes of the Statement of Cash Flows, deposits with the County Treasury and the State Investment Pool Local Agency Investment Fund (LAIF) are considered to be cash equivalents.

Accounts Receivable

Accounts receivable generally includes investment earnings from deposits and member deductibles. Management has analyzed these accounts and believes all amounts are fully collectible.

Unpaid Claims Liabilities

NOCLPSIA establishes claims liabilities based on estimates of the ultimate cost of claims (including future claim adjustment expenses) that have been reported but not settled, and of claims that have been incurred but not reported. The length of time for which such costs must be estimated varies depending on the coverage involved. Estimated amounts of salvage and subrogation and reinsurance recoverable on unpaid claims are deducted from the liability for unpaid claims. Because actual claims costs depend on such complex factors as inflation, changes in doctrines of legal liability, and damage awards, the process used in computing claims liabilities does not necessarily result in an exact amount, particularly for coverages such as general liability. Claims liabilities are recomputed periodically using a variety of actuarial and statistical techniques to produce current estimates that reflect recent settlements, claim frequency, and other economic and social factors. A provision for inflation in the calculation of estimated future claims costs is implicit in the calculation because reliance is placed both on actual historical data that reflect past inflation and on other factors that are considered to be appropriate modifiers of past experience. Adjustments to claims liabilities are charged or credited to expense in the periods in which they are made.

Premium Contributions

The annual deposit premium for each member is calculated based upon factors normally used to calculate annual insurance premiums. Prior years' premiums will be recalculated and adjusted until all claims are closed or until determined that sufficient facts are known so that no additional calculations should be made.

Safety Credits

At the beginning of each program year, all members can elect to contribute into their safety credit fund. They may also elect to waive this annual contribution to their safety credit fund. Safety credit funds are to be utilized in areas which would reduce the severity and/or frequency of losses.

Return of Net Position

Amounts in excess of NOCLPSIA's Capital Target are available for potential return to the Members and can be utilized at the member's discretion towards future member contributions, safety credits or they may request a refund. Return of net position shall not include any surplus funds from the past five years and the current year and are approved by the Board.

Insurance Coverage

NOCLPSIA uses reinsurance agreements to reduce its exposure to large losses on all types of insured events. Reinsurance permits recovery of a portion of loss from reinsurers, although it does not discharge the primary liability of NOCLPSIA as direct insurer of the risks reinsured. NOCLPSIA does not report reinsured risks as liabilities unless it is probable that those risks will not be covered by reinsurers.

NOCLPSIA participates in Southern California Regional Liability Excess Fund (SCR), a risk pooling solution, for excess coverage at a Member Retained Limit (MRL) of \$25,000 per occurrence for property and liability. NOCLPSIA self-insures its property claims up to \$25,000 per occurrence and liability claims up to \$25,000 per occurrence. SCR pools for the first \$250,000 of a property loss including the MRL and purchases reinsurance for property claims up to \$250,000,000 in excess of \$250,000. SCR pools for the first \$1,000,000 of a liability loss including the MRL and purchases reinsurance for liability claims up to \$24 million excess of \$1 million including member's MRL. Some members of the program purchased an additional \$25 million in excess liability coverage for excess liability limits to \$50 million.

Income Taxes

NOCLPSIA's income is exempt from Federal and State income taxes under the Internal Revenue Code Section 115, and the corresponding section of the California Revenue and Taxation Code.

Northern Orange County Liability & Property Self-Insurance Authority

Notes to Financial Statements

June 30, 2020 and 2019

Note 2 - Deposits and Investments

Summary of Deposits and Investments

Deposits and investments as of June 30, 2020 and 2019, consist of the following:

	2020	2019
Cash in operating account	\$ 400	\$ 1,202
Cash in trust account	100,000	100,000
Investments in County Treasury	2,563,207	2,513,215
Investments in State Investment Pool	420,379	367,657
	<u>420,379</u>	<u>367,657</u>
Total deposits and investments	<u>\$ 3,083,986</u>	<u>\$ 2,982,074</u>

Policies and Practices

NOCLPSIA is authorized under *California Government Code* to make direct investments in local Authority bonds, notes, or warrants within the State; U.S. Treasury instruments; registered State warrants or treasury notes; securities of the U.S. Government, or its agencies; bankers acceptances; commercial paper; certificates of deposit placed with commercial banks and/or savings and loan companies; repurchase or reverse repurchase agreements; medium term corporate notes; shares of beneficial interest issued by diversified management companies, certificates of participation, obligations with first priority security; and collateralized mortgage obligations.

Investment in County Treasury

NOCLPSIA is considered to be a voluntary participant in an external investment pool. The fair value of NOCLPSIA's investment in the pool is reported in the accounting financial statements at amounts based upon the NOCLPSIA's pro-rata share of the fair value provided by the County Treasurer for the entire portfolio (in relation to the amortized cost of that portfolio). The balance available for withdrawal is based on the accounting records maintained by the County Treasurer, which is recorded on the amortized cost basis. The Cash in County Treasury has average weighted maturity of 266 days.

Investment in the State Investment Pool

NOCLPSIA is a voluntary participant in the Local Agency Investment Fund (LAIF) that is regulated by *California Government Code* Section 16429 under the oversight of the Treasurer of the State of California. The fair value of the NOCLPSIA's investment in the pool is reported in the accompanying financial statements at amounts based upon NOCLPSIA's pro-rata share of the fair value provided by LAIF for the entire LAIF portfolio (in relation to the amortized cost of that portfolio). The balance available for withdrawal is based on the accounting records maintained by LAIF, which is recorded on the amortized cost basis. The LAIF has average weighted maturity of 191 days.

Interest Rate Risk

Interest rate risk is the risk that changes in market interest rates will adversely affect the fair value of an investment. Generally, the longer the maturity of an investment, the greater the sensitivity of its fair value to changes in market interest rates. The NOCLPSIA manages its exposure to interest rate risk by purchasing a combination of shorter term and longer term investments and by timing cash flows from maturities so that a portion of the portfolio is maturing or coming close to maturity evenly over time as necessary to provide the cash flow and liquidity needed for operations.

Credit Risk

Credit Risk is the risk that an issuer of an investment will not fulfill its obligation to the holder of the investment. This is measured by the assignment of rating by a nationally recognized statistical rating organization. NOCLPSIA's investments in County Treasury and Local Agency Investment Fund are not required to be rated.

Custodial Credit Risk - Deposits

This is the risk that in the event of a bank failure, NOCLPSIA's deposits may not be returned. NOCLPSIA does not have a policy for custodial credit risk for deposits. However, the *California Government Code* requires that a financial institution secure deposits made by State or local governmental units by pledging securities in an undivided collateral pool held by a depository regulated under State law (unless so waived by the governmental unit). The market value of the pledged securities in the collateral pool must equal at least 110 percent of the total amount deposited by the public agency. California law also allows financial institutions to secure public deposits by pledging first trust deed mortgage notes having a value of 150 percent of the secured public deposits and letters of credit issued by the Federal Home Loan Bank of San Francisco having a value of 105 percent of the secured deposits. As of June 30, 2020 and 2019, NOCLPSIA's bank balances were not exposed to custodial credit risk.

Note 3 - Fair Value Measurements

NOCLPSIA categorizes the fair value measurements of its investments based on the hierarchy established by generally accepted accounting principles. The fair value hierarchy, which has three levels, is based on the valuation inputs used to measure an asset's fair value. The following provides a summary of the hierarchy used to measure fair value:

- Level 1 - Quoted prices in active markets for identical assets that NOCLPSIA has the ability to access at the measurement date. Level 1 assets may include debt and equity securities that are traded in an active exchange market and that are highly liquid and are actively traded in over-the-counter markets.

Northern Orange County Liability & Property Self-Insurance Authority

Notes to Financial Statements

June 30, 2020 and 2019

- Level 2 - Observable inputs other than Level 1 prices such as quoted prices for similar assets in active markets, quoted prices for identical or similar assets in markets that are not active, or other inputs that are observable, such as interest rates and curves observable at commonly quoted intervals, implied volatilities, and credit spreads. For financial reporting purposes, if an asset has a specified term, a Level 2 input is required to be observable for substantially the full term of the asset.

- Level 3 - Unobservable inputs should be developed using the best information available under the circumstances, which might include NOCLPSIA's own data. NOCLPSIA should adjust that data if reasonably available information indicates that other market participants would use different data or certain circumstances specific to NOCLPSIA are not available to other market participants.

Uncategorized - Investments in the State Investment Pool Local Agency Investment Fund and Country Treasury are not measured using the input levels above because NOCLPSIA's transactions are based on a stable net asset value per share. All contributions and redemptions are transacted at \$1.00 net asset value per share.

Note 4 - Receivables

Receivables at June 30, 2020 and 2019, consist of the following:

	2020	2019
Member deductibles	\$ 53,027	\$ 59,315
Interest income	4,132	8,060
	<u>\$ 57,159</u>	<u>\$ 67,375</u>

Note 5 - Accounts Payable

Accounts payable at June 30, 2020 and 2019, consist of the following:

	2020	2019
Claims payable	\$ 10,786	\$ 2,967
Vendor payables	7,847	6,876
Return of Net Position payable	196,739	231,529
	<u>\$ 215,372</u>	<u>\$ 241,372</u>

Northern Orange County Liability & Property Self-Insurance Authority

Notes to Financial Statements

June 30, 2020 and 2019

Note 6 - Unearned Revenue

Unearned revenue at June 30, 2020 consisted of \$111,589 in rebate funds for two of NOCLPSIA's members to be applied to offset future member contributions. Unearned revenue at June 30, 2019 consisted of \$176,126 in rebate funds for one of NOCLPSIA's members to be applied to offset future member contributions.

Note 7 - Due to Members

The amounts due to members consist of return of net position, rebates and safety credit funds. The amounts due to members at June 30, 2020 and 2019, are summarized below:

	2020	2019
ABC Unified School District	\$ 169,086	\$ 248,403
Buena Park School District	170,855	176,491
Centralia School District	119,457	160,924
Coastline Regional Occupational Program	13,407	26,414
College and Career Advantage	14	14
Cypress School District	120,802	118,571
Greater Anaheim Special Education Local Plan Area	5,928	5,818
La Habra City School District	10,428	6,233
Los Alamitos Unified School District	19,341	18,984
Magnolia School District	8,412	44,900
North Orange County Regional Occupational Program	57,093	52,337
Northern Orange County Self-Funded Workers' Compensation Authority	72	70
Orange County Fringe Benefits	72	70
Savanna School District	20,294	17,603
Westminster School District	104,497	72,567
Total	\$ 819,758	\$ 949,399

Northern Orange County Liability & Property Self-Insurance Authority

Notes to Financial Statements

June 30, 2020 and 2019

Note 8 - Reconciliation of Claims Liability

As discussed in Note 1, NOCLPSIA establishes a liability for both reported and unreported insured events, which includes estimates of future payments of losses and related legal expenses. The following represents changes in those aggregate liabilities for NOCLPSIA during the fiscal year ended June 30:

	<u>2020</u>	<u>2019</u>
Claims liabilities at beginning of the fiscal year	\$ 413,587	\$ 349,846
Incurred expenses related to		
Insured events of the current fiscal year	258,906	340,494
Insured events of prior fiscal years	<u>(70,678)</u>	<u>(112,947)</u>
Total incurred expenses	<u>188,228</u>	<u>227,547</u>
Payments related to		
Insured events of the current fiscal year	29,565	47,802
Insured events of prior fiscal years	<u>97,110</u>	<u>116,004</u>
Total payments	<u>126,675</u>	<u>163,806</u>
Claims liabilities at end of the fiscal year	<u>\$ 475,140</u>	<u>\$ 413,587</u>

The components of the unpaid claims and claim adjustment expenses as of June 30, 2020 and 2019, were as follows:

	<u>2020</u>	<u>2019</u>
Claims liability	\$ 475,140	\$ 413,587
Unallocated loss adjustment expenses	<u>157,406</u>	<u>165,025</u>
	632,546	578,612
Current portion	<u>(200,000)</u>	<u>(220,000)</u>
Noncurrent portion	<u>\$ 432,546</u>	<u>\$ 358,612</u>

Claims liabilities are not discounted as of June 30, 2020 and 2019.

Northern Orange County Liability & Property Self-Insurance Authority

Notes to Financial Statements

June 30, 2020 and 2019

Note 9 - Net Position

Net position is composed of the following elements as of June 30, 2020 and 2019:

	2020	2019
Unrestricted		
Designated		
Capital target	\$ 602,914	\$ 564,310
Undesignated	759,383	539,630
 Total net position	 \$ 1,362,297	 \$ 1,103,940

Note 10 - Participation in Public Entity Risk Pools

NOCLPSIA's member agencies are members of Southern California Regional Liability Excess Fund (SCR). Member agencies pay an annual premium to SCR for property and liability coverage. The relationship between NOCLPSIA and SCR is such that SCR is not a component unit of NOCLPSIA for financial reporting purposes.

SCR has budgeting and financial reporting requirements independent of the member units and SCR's financial statements are not presented in these financial statements; however, fund transactions between SCR and NOCLPSIA are included in these statements. Audited financial statements are available from SCR.

A. Entity	Southern California Regional Liability Excess Fund
B. Purpose	Arranges and provides excess insurance coverage for liability and property claims beyond that which is claimed elsewhere
C. Participants	State-wide educational entities
D. Governing Board	Consisting of elected representative of the members by region
E. Payments for the Current Year	\$ 3,913,191

Note 11 - Subsequent Events

Subsequent to year-end, NOCLPSIA has been impacted by the effects of the world-wide coronavirus pandemic. NOCLPSIA is closely monitoring its operations and reserves and is actively working to minimize the current and future impact of this unprecedented situation. As of the date of issuance of these financial statements, NOCLPSIA's management does not expect the pandemic to have a significant impact on operations and reserves.



Required Supplementary Information
June 30, 2020

Northern Orange County Liability & Property Self-Insurance Authority

Northern Orange County Liability & Property Self-Insurance Authority

Claims Development Information

June 30, 2020

The following table illustrates how NOCLPSIA's earned revenue (net of reinsurance) and investment income compare to related costs of loss (net of loss assumed by reinsurers) and other expenses assumed by NOCLPSIA as of the end of each of the past years. The rows of the table are defined as follows:

1. This line shows the total of each fiscal year's gross earned contribution revenue and investment revenue, contribution revenue ceded to reinsurers, and net earned contribution revenue and reported investment revenue.
2. This line shows each fiscal year's other operating costs of NOCLPSIA including overhead and claims expense not allocable to individual claims.
3. This line shows NOCLPSIA's gross incurred claims and allocated claim adjustment expenses, claims assumed by reinsurers, and net incurred claims and allocated adjustment expenses (both paid and accrued) as originally reported at the end of the first year in which the event that triggered coverage under the contract occurred (called policy year).
4. This section of rows shows the cumulative net amounts paid as of the end of successive years for each policy year.
5. This line shows the latest re-estimated amount of claims assumed by reinsurers as of the end of the current year for each accident year.
6. This section of rows shows how each policy year's net incurred claims increased or decreased as of the end of successive years. (This annual re-estimation result from new information received on known claims, re-evaluation of existing information on known claims, and emergence of new claims not previously known.)
7. This line compares the latest re-estimated net incurred claims amount to the amount originally established (line 3) and shows whether this latest estimate of net claims cost is greater or less than originally thought.

As data for individual policy years mature, the correlation between original estimates and re-estimated amounts commonly is used to evaluate the accuracy of net incurred claims currently recognized in less mature policy years. The columns of the table show data for successive policy years.

Northern Orange County Liability & Property Self-Insurance Authority
 Ten-Year Claims Development Information
 June 30, 2020

	June 30,				
	2011	2012	2013	2014	2015
(1) Required contribution and investment revenue					
Earned	\$ 2,971,794	\$ 2,816,623	\$ 3,508,186	\$ 3,443,192	\$ 2,950,399
Ceded	(2,578,053)	(2,542,295)	(2,686,807)	(2,919,870)	(2,458,826)
Net earned	393,741	274,328	821,379	523,322	491,573
(2) Unallocated expenses	255,402	224,429	238,817	312,833	218,454
(3) Estimated claims and expenses, end of policy year					
Incurred	160,556	215,091	207,401	288,611	139,249
Ceded	-	-	-	-	-
Net incurred	160,556	215,091	207,401	288,611	139,249
(4) Net paid (cumulative) as of					
June 30, 2011	82,860				
June 30, 2012	109,761	40,549			
June 30, 2013	202,471	175,718	32,821		
June 30, 2014	202,471	257,095	105,285	94,989	
June 30, 2015	202,471	287,529	214,848	173,955	59,270
June 30, 2016	202,471	290,330	238,662	211,373	151,524
June 30, 2017	202,471	290,330	240,867	212,077	221,745
June 30, 2018	202,471	290,329	240,867	212,077	221,745
June 30, 2019	202,471	290,329	240,867	212,077	221,745
June 30, 2020	202,471	290,329	240,867	212,077	221,745
(5) Re-estimated ceded claims and expenses	-	-	-	-	-
(6) Re-estimated net incurred claims and expenses					
June 30, 2011	261,156				
June 30, 2012	180,082	301,471			
June 30, 2013	207,646	251,436	215,277		
June 30, 2014	202,471	311,635	296,705	425,441	
June 30, 2015	202,471	290,330	257,404	393,612	234,163
June 30, 2016	202,471	290,330	257,404	246,476	303,571
June 30, 2017	202,471	290,330	257,404	245,784	237,374
June 30, 2018	202,471	290,329	240,867	212,077	221,745
June 30, 2019	202,471	290,329	240,867	212,077	221,745
June 30, 2020	202,471	290,329	240,867	212,077	221,745
(7) (Increase) Decrease in estimated incurred claims and expenses from the end of the policy year	\$ (41,915)	\$ (75,238)	\$ (33,466)	\$ 76,534	\$ (82,496)

Northern Orange County Liability & Property Self-Insurance Authority
 Ten-Year Claims Development Information
 June 30, 2020

	June 30,				
	2016	2017	2018	2019	2020
(1) Required contribution and investment revenue					
Earned	\$ 3,195,790	\$ 3,565,781	\$ 3,744,130	\$ 4,154,392	\$ 4,776,240
Ceded	(2,673,628)	(3,034,662)	(3,218,919)	(3,594,023)	(4,152,468)
Net earned	522,162	531,119	525,211	560,369	623,772
(2) Unallocated expenses	274,159	100,356	170,267	195,707	177,187
(3) Estimated claims and expenses, end of policy year					
Incurred	205,107	248,249	279,485	340,494	258,906
Ceded	-	-	-	-	-
Net incurred	205,107	248,249	279,485	340,494	258,906
(4) Net paid (cumulative) as of					
June 30, 2011					
June 30, 2012					
June 30, 2013					
June 30, 2014					
June 30, 2015					
June 30, 2016	166,922				
June 30, 2017	170,491	33,380			
June 30, 2018	239,418	85,442	58,195		
June 30, 2019	252,384	145,565	101,110	47,802	
June 30, 2020	252,384	147,458	134,699	109,430	29,565
(5) Re-estimated ceded claims and expenses	-	-	-	-	-
(6) Re-estimated net incurred claims and expenses					
June 30, 2011					
June 30, 2012					
June 30, 2013					
June 30, 2014					
June 30, 2015					
June 30, 2016	393,147				
June 30, 2017	283,593	248,249			
June 30, 2018	281,301	172,115	279,485		
June 30, 2019	252,384	149,596	217,974	340,494	
June 30, 2020	252,384	147,458	154,883	335,045	258,906
(7) (Increase) Decrease in estimated incurred claims and expenses from the end of the policy year	\$ (47,277)	\$ 100,791	\$ 279,485	\$ 5,449	\$ -



Independent Auditor's Report
June 30, 2020

**Northern Orange County Liability &
Property Self-Insurance Authority**



Independent Auditor's Report on Internal Control over Financial Reporting and on Compliance and Other Matters Based on an Audit of Financial Statements Performed in Accordance with *Government Auditing Standards*

The Board of Directors
Northern Orange County Liability & Property Self-Insurance Authority
Westminster, California

We have audited, in accordance with auditing standards generally accepted in the United States of America and the standards applicable to financial audits contained in *Government Auditing Standards*, issued by the Comptroller General of the United States, the financial statements of the Northern Orange County Liability & Property Self-Insurance Authority (NOCLPSIA), which comprise the statement of net position as of June 30, 2020, and the related statement of revenues, expenses, and changes in net position, and cash flows for the year then ended, and the related notes to the financial statements, and have issued our report thereon dated September 23, 2020.

Internal Control over Financial Reporting

In planning and performing our audit of the financial statements, we considered NOCLPSIA's internal control over financial reporting (internal control) to determine the audit procedures that are appropriate in the circumstances for the purpose of expressing our opinions on the financial statements, but not for the purpose of expressing an opinion on the effectiveness of NOCLPSIA's internal control. Accordingly, we do not express an opinion on the effectiveness of NOCLPSIA's internal control.

A deficiency in internal control exists when the design or operation of a control does not allow management or employees, in the normal course of performing their assigned functions, to prevent, or detect and correct, misstatements on a timely basis. A *material weakness* is a deficiency, or a combination of deficiencies, in internal control, such that there is a reasonable possibility that a material misstatement of the entity's financial statements will not be prevented or detected and corrected on a timely basis. A *significant deficiency* is a deficiency, or a combination of deficiencies, in internal control that is less severe than a material weakness, yet important enough to merit attention by those charged with governance.

Our consideration of internal control was for the limited purpose described in the first paragraph of this section and was not designed to identify all deficiencies in internal control that might be material weaknesses or significant deficiencies. Given these limitations, during our audit we did not identify any deficiencies in internal control that we consider to be material weaknesses. However, material weaknesses may exist that have not been identified.

Compliance and Other Matters

As part of obtaining reasonable assurance about whether NOCLPSIA's financial statements are free from material misstatement, we performed tests of its compliance with certain provisions of laws, regulations, contracts, and grant agreements, noncompliance with which could have a direct and material effect on the determination of financial statement amounts. However, providing an opinion on compliance with those provisions was not an objective of our audit, and accordingly, we do not express such an opinion. The results of our tests disclosed no instances of noncompliance or other matters that are required to be reported under *Government Auditing Standards*.

Purpose of this Report

The purpose of this report is solely to describe the scope of our testing of internal control and compliance and the results of that testing, and not to provide an opinion on the effectiveness of the entity's internal control or on compliance. This report is an integral part of an audit performed in accordance with *Government Auditing Standards* in considering the entity's internal control and compliance. Accordingly, this communication is not suitable for any other purpose.

A handwritten signature in black ink that reads "Eide Bailly LLP". The signature is written in a cursive, flowing style.

Rancho Cucamonga, California
September 23, 2020